



T170 / T270 / T370



KENWORTH.
The World's Best.





T170 / T270 / T370



VERSATILE

PRODUCTIVE

EFFICIENT

IF YOU DEPEND ON MEDIUM-DUTY TRUCKS TO MAKE A LIVING, INVEST IN ONE THAT HAS SOME HEAVY-DUTY THINKING BEHIND IT.

Ready for a medium-duty truck that will likely outlive the body you put on it? Then take a close look at the Kenworth T170, T270 and T370 — trucks custom engineered and built with your long-term business goals in mind.

No matter which model you select, you start with a versatile, rugged and reliable chassis capable of tackling the toughest jobs you've got. Then add advantages like contemporary aerodynamic styling, great visibility, excellent maneuverability, a driver-pleasing premium interior and quick single point daily maintenance checks. These are trucks you can count on — day in, day out.

A straight truck in a 4 x 2 configuration with a gross vehicle weight rating up to 19,500 lbs, the Kenworth T170 is a robust Class 5 model designed to go the distance. The T270 is a true Class 6 vehicle, rated at 26,000 lbs GVW. Available as a straight truck, it can be configured for non-CDL operation to broaden your pool of drivers. The Class 7 T370, as a straight truck or tractor, offers a GVW range from 26,001 to 66,000 lbs.

Custom built from the ground up for your specific application, you can choose manual or automatic transmissions, air or hydraulic brakes and select from components by proven North American manufacturers.

RELIABLE

MANEUVERABLE

OF COURSE YOU HAVE CHOICES. THIS IS YOUR KENWORTH.

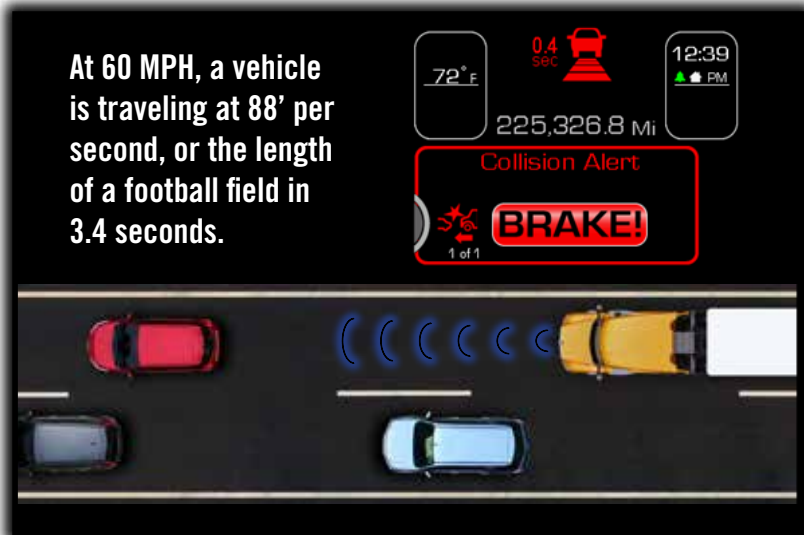
Your medium-duty Kenworth is available with job-specific and appearance options. Here are just a few of them.



The optional Apex interior sets new standards in driver comfort for medium duty trucks, providing a cloth headliner and back panel. Optional Trust Walnut dash panels add to the Kenworth World's Best image and quality. Shown with optional Nav+ HD display.



NAV+ HD is an in-dash display designed specifically for life on the road. Truck-specific navigation, roadside assistance, vehicle data, hands-free calling, audio controls (including satellite radio, AM/FM/CD/MP3/USB/Bluetooth), blind-spot camera inputs and the internet.



Far beyond a mere warning system, Kenworth collision mitigation detects when the truck may be about to collide with another vehicle or object, alerts the driver and takes pre-emptive braking action — when necessary — to avoid or considerably reduce the severity of a crash.



Optional center console with two power ports, cup holder and convenient storage.



Heated and electronically-adjusted aerodynamic mirrors are cowl mounted to reduce vibration and readjustment.



In addition to the standard peeper window in the passenger door, optional cab corner windows are available to help improve visibility in tight places.



Kenworth-built polished aluminum fuel tanks in multiple diameters and capacities to meet your needs. New options include end of frame between rails fuel tanks.



An advanced forward lighting system provides up to 30% more down-road coverage than conventional sealed beam designs. Choose the standard halogen or optional HID Xenon lamps.



The four-piece hood and fenders are molded from SMC, a high-tech light weight composite material for added durability and repairability.



The optional narrow battery box under cab with DEF tank give you the room you need. You can also spec out an optional narrow toolbox on the passenger side.

SAVING MONEY ON MAINTENANCE STARTS RIGHT HERE

PACCAR PX-7



**Powered
By
Quality**

Ratings

Engine Horsepower	Peak Torque Lb-Ft @ RPM
200	520 @ 1,600
220	520 @ 1,600
240	560 @ 1,600
250	660 @ 1,600
260	660 @ 1,600
280*	660 @ 1,600
300*	660 @ 1,600
325	750 @ 1,800
325‡	750 @ 1,600
340‡	700 @ 1,600
360‡	800 @ 1,800

* Also Fire Service Rating
‡ Fire Service Rating Only

With the Kenworth T170, T270 and T370, things are quicker to access, less strenuous to take apart and faster to put back together — which means less downtime and lower repair bills. The hood tilts a full 90 degrees for wide-open access to the engine and all service points. Even daily inspections have been simplified with all fluid level checks — coolant, oil, power steering and windshield washer reservoir — located in one easy-to-reach place.

At the heart of these vehicles beats a fully optimized and integrated drivetrain featuring the quality and proven reliability of the PACCAR PX engine. Expect longer service intervals, increased uptime, lower operating costs and higher resale value. Ask about extended warranty options to further protect your investment.

PACCAR PX-9



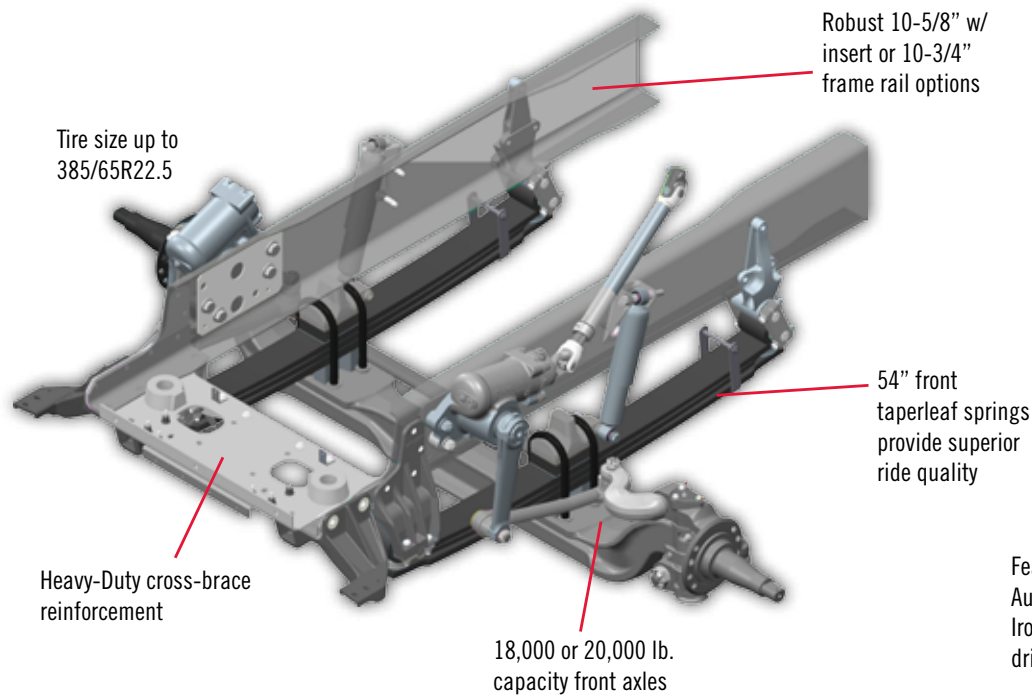
**Powered
By
Quality**

Ratings

Engine Horsepower	Peak Torque lb-ft @ RPM
260	720 @ 1,300
270	800 @ 1,300
300*	860 @ 1,300
330*	1,000 @ 1,400
350	1,150 @ 1,400
370*	1,250 @ 1,400
380	1,250 @ 1,400
380‡	1,150 @ 1,400
400‡	1,250 @ 1,400
450‡	1,250 @ 1,400

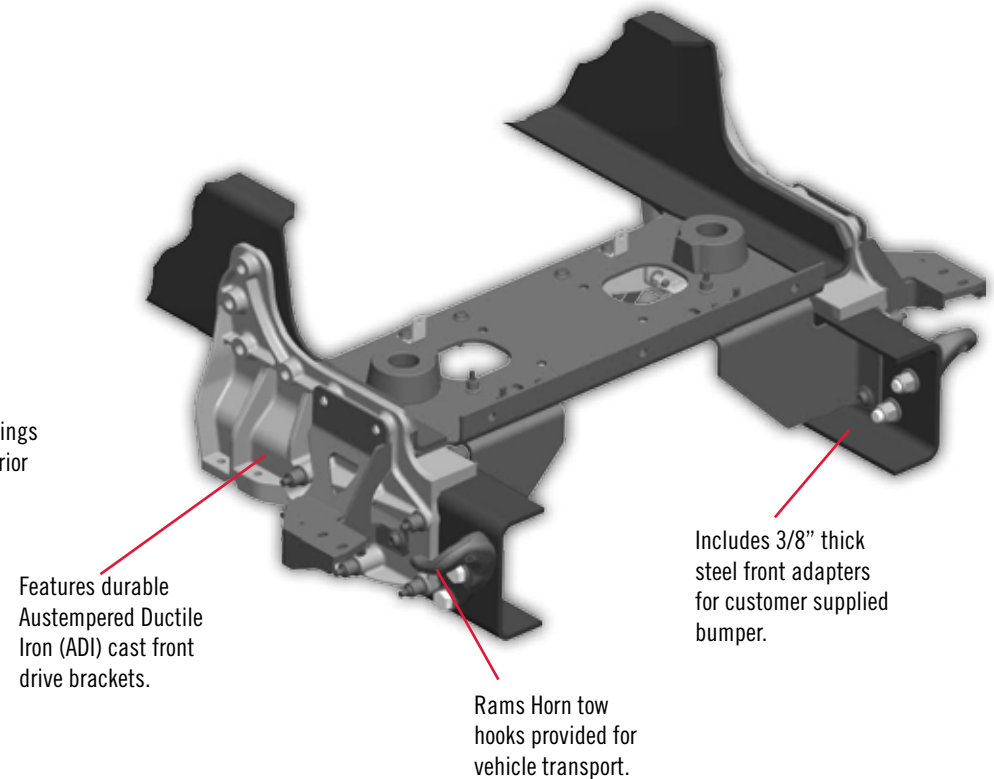
* Also Fire Service Rating
‡ Fire Service Rating Only

T370 HEAVY DUTY OPTIONS



T370 18-20K FRONT AXLE

Medium-duty customers who require greater front end stability and power can now choose 18,000 lb. or 20,000 lb. front axle configurations on the popular T370 conventional. Optimized for heavier-duty or specialized applications such as fuel haulers, dump trucks, mixers, refuse, utility service vehicles and other challenging vocations, this sturdy design has been engineered for day in, day out dependability. Add Kenworth's factory-installed integral front frame extension to simplify the addition of outriggers, winches and specialty bumpers.



T370 HEAVY DUTY FRONT FRAME

Add a Heavy-Duty Front Frame Extension to simplify the addition of outriggers, winches and specialty bumpers to the Kenworth T370. This option has been engineered as a strong and dependable solution for challenging applications including utility service trucks, overhead car haulers and fire and emergency vehicles. Bolting directly to the front crossmember, with no modification, the front frame extension meets SAE J706 and TMC RP 602B specifications for an 18,000 lb. rated winch.

Medium Duty Conventional

Specifications

Engine/Powertrain

- PACCAR PX-7 Engine, 6.7 Liter, 200 HP, 520 lb-ft of Torque ●
- PACCAR PX-7 Engine, 6.7 Liter, 220-360 HP, 520-800 lb-ft of Torque ●
- PACCAR PX-9 Engine, 8.9 Liter, 260-380 HP, 720-1,250 lb-ft of Torque ●
- CARB Emission Reduction Feature Available ●
- Horizontal Muffler/DPF/SCR and Tailpipe ●

Electrical

- Multiplex Electrical System With Centralized Power Distribution ●
- Plug-In Style Relays & Circuit Protection For Serviceability ●
- 12 Volt Lighting System With Circuit Protection ●
- Circuits Numbered & Color Coded ●
- Key Switch Start & Shutdown ●
- PACCAR 160 Amp Alternator ●
- PACCAR 12 Volt Starter ●
- Two PACCAR Dual Purpose Batteries ●
- Three PACCAR Dual Purpose Batteries ●
- Two or Three Optima Deep Cycle Batteries ●

Transmission Options

- Eaton Fuller FS5406A Synchronized 6-Speed ●
- Clutch - Eaton Fuller ●
- Eaton Fuller 6, 9 & 10 Speed Transmissions ●
- Eaton Ultrashift Plus 10-Speed Automated Manual ●
- Allison 5 & 6 Speed Automatic Transmissions ●
- PTO Options ●

Fame / Axle / Suspension / Brakes

- Frame - 10 5/8" Steel - 120,000 psi - Heat Treated ●
- Frame - 9 7/8" Steel - 120,000 psi - Heat Treated ●
- Frame - 10 3/4" Steel - 132,000 psi - Heat Treated ●
- Heavy Duty Front Frame Reinforcement Brackets ●

Standard

Optional

- Front Axles - 10,000 lb. ●
- Front Axles - Meritor 12,000 to 20,000 lbs. ●
- Front Axles - Dana Spicer 8,000 to 20,000 lbs. ●
- Front Drive Axles - Fabco 10,000 to 16,000 lbs. ●
- Front Springs - Taperleaf w/Shocks, 10,000 lb. ●
- Front Springs - Taperleaf w/Shocks, 12,000, 13,200, 14,600, 16,000 , 18,000 and 20,000 lb. ●
- Rear Axle - 21,000 lb. ●
- Single Rear Axles - Meritor from 21,000 to 30,000 lbs. ●
- Tandem Rear Axles - Meritor 40,000 and 46,000 lb. ●
- Tandem Rear Axles - Dana Spicer, 40,000 and 44,000 lb. ●
- Rear Suspension - Reyco, 20,000 lb. ●
- Single Rear Axle Suspensions - Kenworth, Reyco and Hendrickson with capacities from 20,000 to 31,000 lbs. ●
- Dual Rear Axle Suspensions - Kenworth, Reyco, Hendrickson and Chalmers with capacities up to 46,000 lbs. ●
- Brakes - Air ●
- Brakes - Hydraulic ●
- ABS System - Bendix ●
- Hydraulic Brake Configurations with Meritor ABS ●

Wheels / Tires

- Wheels - Steel 22.5" ●
- Tires - Bridgestone 295/75R22.5 R250F ●
- Tires sizes range from 245/70R19.5 to 385/65R22.5 on the T270 and T370 ●
- Polished Aluminum Wheels ●
- 19.5" Tires and Wheels ●

Fuel Tanks

- Steel - Rectangular 45 Gallon ●
- 22" Round Aluminum - 56 to 120 Gallon Capacity ●
- 24.5" Round Aluminum - 56, 75, 90 and 100 Gallon Capacity Under Cab ●
- Polished Aluminum Tanks and Straps ●
- End of Frame Between the Rails Fuel Tank, 45 and 70 Gallon Capacity ●

Standard

Optional



Battery Boxes / Bumpers

- Steel Battery Box with Aluminum Step Cover ●
- Steel Aero-Style Painted Bumper ●
- Chrome Steel Aero-Style Bumper ●
- Narrow Battery Box Under Cab ●
- Toolbox ●

Cab / Hood / Interior

- Cab - Aluminum and Composite ●
- Hood - 4-Piece SMC - Sloped Aerodynamic Hood ●
- Standard Pinnacle Vinyl Headliner and Cab Back Panel ●
- Apex Cloth Headliner and Cab Back Panel ●
- Kenworth Air-Cushion Plus Intermediate Back Driver Seat ●
- Kenworth Intermediate Back Toolbox Plus Rider Seat ●
- 2-Person Bench Seat ●
- Power Door Locks ●
- Passenger-side Electric Window ●
- Rear Cab Corner Windows ●
- Trust Walnut Wood Dash Panels ●
- Workstation Between Seats ●
- Aerodynamic Roof Fairings ●

Special Equipment & Options

- Aerodynamic Heated Mirrors ●
- Back-up Alarm ●
- Daytime Running Lights ●
- Multi-function Engine Connector For Body Builder Interface ●
- Bodybuilder Harness to End of Frame ●
- Adjustable Telescoping Tilt Steering Column ●
- Remote Keyless Entry ●
- Nav+ HD ●

Standard
Optional

T170 SPECIFIC SPECIFICATIONS AND OPTIONS

Frame / Axle / Suspension / Brakes

- Frame - 9 7/8" Steel - 120,000 psi - Heat Treated ●
- Front Axles - Dana Spicer, 8,000 lb. ●
- Front Springs - Taperleaf w/Shocks, 8,000 lb. ●
- Rear Axle - Dana Spicer, 11,500 lb. ●
- Rear Suspension - Reyco, 13,500 lb. ●
- Brakes - Hydraulic ●
- ABS System - Meritor ●

Wheels / Tires

- Wheels - Steel 19.5" ●
- Optional Polished Aluminum 19.5" ●
- Tires - Bridgestone 245/70R19.5" ●

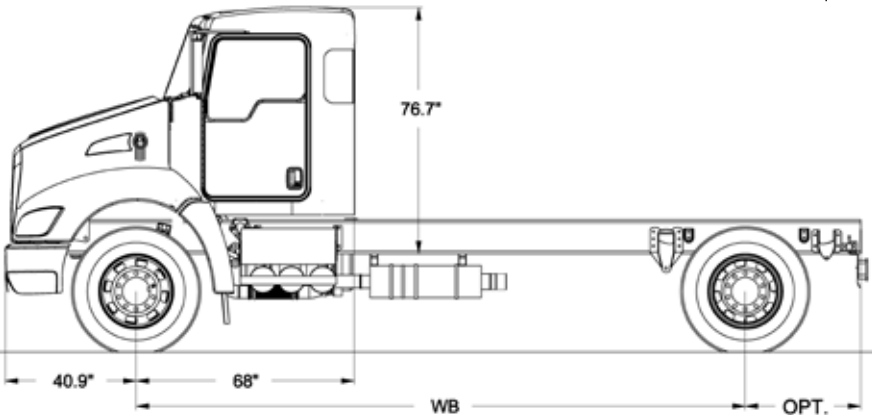
Fuel Tanks

- Steel - Rectangular 45 Gallon ●
- Optional Dual 45 Gallon ●

Battery Boxes / Bumpers

- Steel Battery Box and ABS Cover ●
- Bumpers - Steel Aero-Style Painted Gray ●

Standard
Optional



Hydraulic Brake Wheelbases: 153", 162", 176", 188", 206", 218", 236", 245", 254", 260" & 272"
Air Brake Wheelbases available in custom lengths.

HEAVY-DUTY SUPPORT WHENEVER — AND WHEREVER — YOU NEED IT

The reliability and moneymaking potential of your business relies on the dependability of your support system – another great reason to invest in a Kenworth.



The minute you take delivery of your Kenworth, you gain 24/7 access to one of the most extensive and reliable parts and service organizations in the trucking industry. People dedicated to helping you maximize uptime, optimize truck performance and profit from your investment. When your truck needs attention – no matter the make or model – PremierCare ExpressLane® guarantees a professional service assessment and an estimate of the time and cost of repair within two hours. When you want to know your options. Now.



Perhaps you'd prefer to focus your attention and resources on your core business, save interest expense and improve cash flow. PacLease offers a number of truck rental and leasing programs that can

be tailored to fit your operating requirements precisely. www.paclease.com



Start with a lender who understands your business.

PACCAR Financial has served owner-operators and fleets for over 55 years, matching individual requirements with customized financing packages at attractive and competitive rates. Financing has never been this easy. www.paccarfinancial.com



PACCAR Genuine Parts are first-fit parts that keep a Kenworth as original and reliable as the day it rolled out of the factory. Keep your truck and engine well-maintained with the quality, performance and warranty delivered from PACCAR Genuine Parts.



T170 Stake Bed



T270 Roll Back Wrecker



T370 Fuel Tanker



T370 Maintenance Truck



A PACCAR COMPANY

KENWORTH TRUCK COMPANY
P.O. Box 1000
Kirkland, Washington 98083-1000
(425) 828-5000

CANADIAN KENWORTH COMPANY
6711 Mississauga Road N.
Mississauga, Ontario L5N 4J8
(905) 858-7000



Note: Equipment and specifications shown in this brochure are subject to change without notice. Consult with your Kenworth dealer at time of ordering for standard and optional equipment.

T170/T270/T370/17

© 2017 Kenworth Truck Co.